


EP-M260

High Efficiency & Scale Production
Metal Powder Bed Fusion



EP-M260

EP-M260 is an industrial metal 3D printer that uses advanced metal powder bed fusion (MPBF™) technology. It is capable of easily and quickly converting CAD data into high-performance, complex structure metal parts. The 3D printer is an ideal choice for medium sized parts and small batch production.



« CONSISTENT PERFORMANCE

- Innovative gas flow management and optimized filter system ensure a stable building environment.
- Outstanding sealing capability optimizes oxygen content.
- Precise laser beam quality control.



« HIGH PRODUCTIVITY

- Dual-Laser system equipped with build volume of 260 x 260 x 390 mm (height incl. build plate).
- Non-stop operation during filter change.
- Optimized recoating strategy shortens coating time.



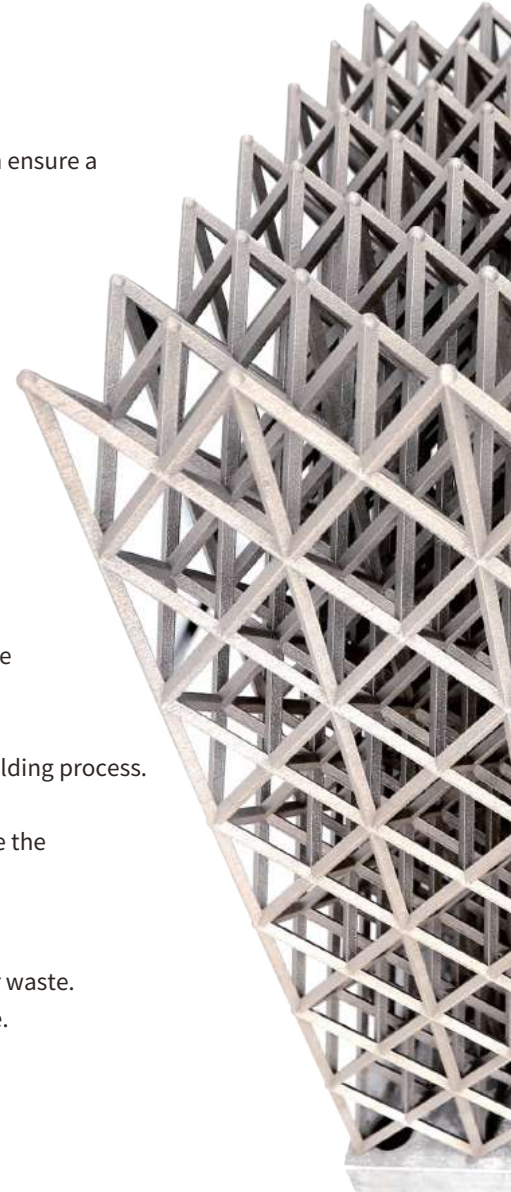
« RELIABLE AND EASY OPERATION


- Convenient powder recycling systems and glove box structure minimize powder contact.
- Intelligent software ensures less human intervention.
- Real-time monitoring of the production environment and building process.
- Double locking from mechanical lock to improve safety.
- Alarming when the access door is open abnormally, to ensure the safety of use.



« LOW OPERATION COST

- Quantitative powder feeding and coating ensure less powder waste.
- Advanced filtration system significant increases filter lifetime.
- Low inert gas consumption during purging and operation.





EP-M260

PARAMETER

Machine Model	EP-M260
Build Volume (X x Y x Z) (height incl. build plate)	260 x 260 x 390 mm (10.24 x 10.24 x 15.35 in)
Optical System	Fiber Laser 500 W / 700 W (single or dual-laser optional)
Spot Size	70 - 100 μm
Max Scan Speed	8 m/s
Theoretical Printspeed	Up to 55 cm^3/h
Layer Thickness	20 - 120 μm
Material	Titanium Alloy, Aluminum Alloy, Nickel Alloy, Maraging Steel, Stainless Steel, Cobalt Chrome, Copper Alloy, etc.
Power Supply	380 V, 50 / 60 Hz, 5 / 6 kW
Gas Supply	Ar / N ₂
Oxygen Content	≤ 100 ppm
Dimension (W x D x H)	2800 x 1300 x 2410 mm
Weight	2300 kg
Software	EPControl, EP Hatch
Input Data Format	STL or other Convertible File

Notice: Eplus3D reserves the right to explain any alteration of the specifications and pictures.